NO OF POSITIONS	DIMENSIONS A	DIMENSIONS B
2	2.00	4.00
3	4.00	6.00
4	6.00	8.00
5	8.00	10.00
6	10.00	12.00
7	12.00	14.00
8	14.00	16.00
9	16.00	18.00
10	18.00	20.00
11	20.00	22.00
12	22.00	24.00
13	24.00	26.00
14	26.00	28.00
15	28.00	30.00
16	30.00	32.00
17	32.00	34.00
18	34.00	36.00
19	36.00	38.00
20	38.00	40.00
21	40.00	42.00
22	42.00	44.00
23	44.00	46.00
24	46.00	48.00
25	48.00	50.00
26	50.00	52.00
27	52.00	54.00
28	54.00	56.00
29	56.00	58.00
30	58.00	60.00
31	60.00	62.00
32	62.00	64.00
33	64.00	66.00
34	66.00	68.00
35	68.00	70.00
36	70.00	72.00
37	72.00	74.00
38	74.00	76.00
39	76.00	78.00
40	78.00	80.00

NOTE: 1 POSITION EQUAL 2 CONTACT PINS

PART NUMBER CODING

xRPNxx2PARN–RC

- NUMBER OF POSITIONS (2 – 40)
- P = Polyester, UL 94V–0
  *Processing Temp. = 210°C for 5 Secs.
- N = Nylon 6–T
  Processing Temp. = 260°C for 10 Secs.

*Indicated Temperature and time is for component Insulator. Higher processing temperaures may be used, provided heat is applied from back side of PCB, and Insulator does not exceed indicated temperature and time.

REV.	ECO	DESCRIPTION	DATE	BY
A	893	INITIAL RELEASE	1/13/2006	TT
B	1078	ADD WIDTH DIM.	6/29/2006	MV
C	1126	UPDATE SPECIFICATIONS	9/12/2006	MV

SPECIFICATIONS

Current Rating:	1 Amp
Insulator resistance:	5000 Megohms min.
Dielectric withstanding:	500 VAC
Operating Temperature:	–40° to +105°C
Contact Material:	Brass
Plating:	Gold flash all over

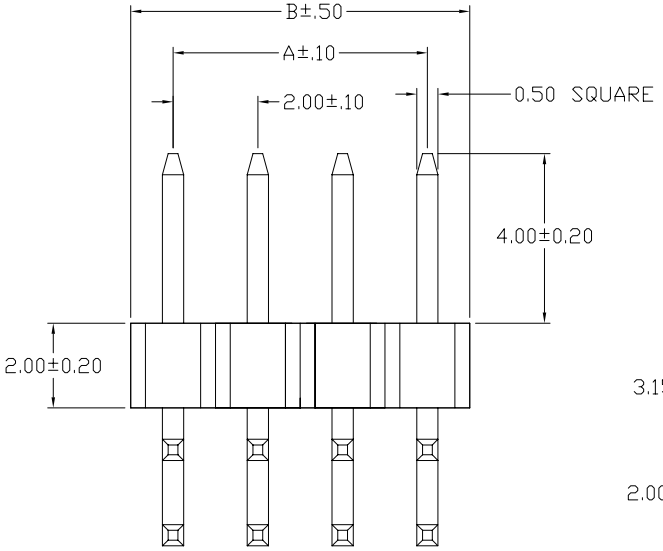

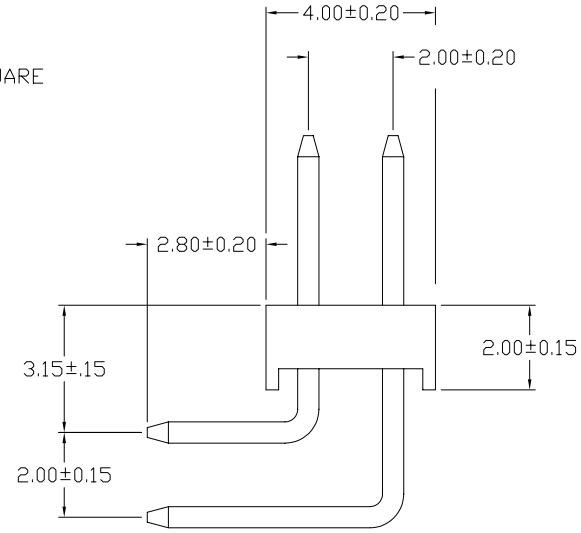

Recommended P.C.Board Hole Layout

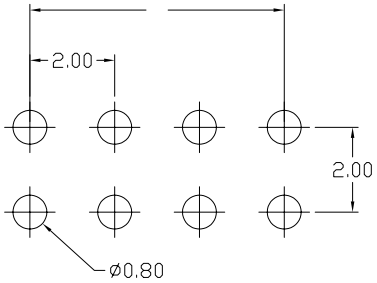

RoHS COMPLIANT

Sullins Electronics San Marcos, CA www.SullinsElectronics.com	GENERAL TOLERANCE XX. ± XXX. ± X. ± .XXX ± .X ± X.° ± .XX ± .X° ±	SCALE NTS UNIT MM SIZE	DRAWN TT CHECK MNH APPROVE	DATE 1/13/2006 DATE 1/13/2006 DATE	DWG. NO. 10664 PARTS NO. xRPNxx2PARN–RC	TITLE 2mm MALE HEADER DOUBLE ROW, RAB REV. C SHEET 1/1